

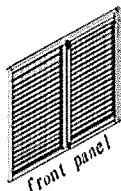


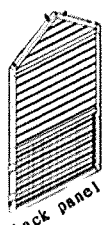
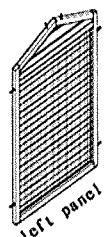




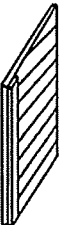

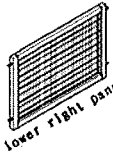



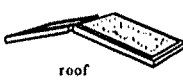



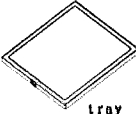








# ASSEMBLY INSTRUCTIONS

	MAIN HOUSE	RUN	nesting box parts
<b>A</b>  3.5 x 45 22PCS	 front panel	 front panel	 divider
<b>B</b>  3.5 x 35 16PCS	 back panel	 left panel	 left panel
<b>C</b>  3.5 x 30 14PCS	 middle panel	 right panel	 right panel
<b>D</b>  3.0 x 16 12PCS	 lower right panel	 cap	 roof
<b>E</b>  M6 x 55 8PCS	 roof	 roof	 front panel
<b>F</b>  3.0 x 38 15PCS	 tray	 Ladder	 floor
<b>G</b>  3.0 x 30 6PCS	 cap	 perches	
	 support		

